


Dreamscape

Outdoor Living & Garden



Aluminum Paver Restraints

Dreamscape reversible aluminum paver edging will give your next paver brick project the strength and longevity it deserves. Dreamscape paver restraints give you the durability of aluminum, while allowing for design freedom.

You can achieve rigid straight runs, free flowing curves, and sharp corners without any tools. Sections join together with included hardware and stake into the ground with standard landscaping spikes to ensure a solid foundation for your project.

Size Information:

Length: 8'- 4" (2.5 m)

Height: 1-3/8" (3.5 cm)

Thickness: 1/8" (3.2 mm)

Flange: 1-1/4" x 4"
(3.2 x 10.2 cm)

Finish: Natural Aluminum

Feet Per Box: 250 ft
(30 Sections)



Sturdy Locking System

Benefits of Aluminum:

- Aluminum will not rust, rot, or become brittle.
- Non-overlapping joints minimize wasted material.
- Design allows for standard and reverse installation.
- Edging is completely unseen once installed.
- Straight runs, curves, and corners can be made without tools.



I. General

1.01 Description

Aluminum paver edging designed to retain paver bricks. Used around patios, pathways, walks, driveways, or where permanent paver retention is critical.

1.02 Submittal

Manufacturer's literature along with a sample 4" section of material if requested.

1.03 Delivery

Can be coordinated by calling a Dreamscape representative at 1-866-939-4300 or emailing info@dreamscapeproduct.com. Material should be ordered and accepted in original shipping cartons of standard size. Material should be stored in a flat area with cartons protected from rain.

II. Product

2.01 Product

As distributed by Dreamscape Outdoor Living & Garden, a North American distribution company, located out of Michigan, USA and Ontario, Canada

2.02 Material

Edging to be manufactured from 6063 extruded aluminum alloy of T-5 hardness. Material to have 45 degree, "V" cutouts in base along with recessed stake pockets every 4 inches.

2.03 Locking Systems

Sections to lock together without offset or overlap. Joining tabs and hardware to connect sections supplied with product.

2.04 Finish

Mill finish constitutes a natural aluminum finish as found on extruded aluminum parts. There is no benefit to additional finishing due to the unseen nature of the product.

2.05 Stakes

Standard 3/8" x 10" steel spikes (not provided) should be used.

III. Execution

3.01 Site Inspection

Check to ensure that all underground lines, irrigation hoses, and other cables are installed below the maximum depth of installation.

3.02 Measurement

Determine the amount of paver restraint required by measuring the perimeter of the project.

3.03 Base Course

For standard installation, prepare and compact base as recommended by the paver manufacturer in your area. Base should extend at least 6 inches beyond the edging.

3.04 Installation

For walks, patios, and light traffic areas, the standard or reversed installation is acceptable. For driveways or applications with heavy traffic, use only the standard method.

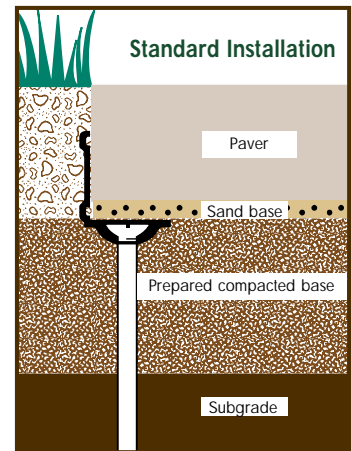
3.05 Staking

For walks, patios, and light traffic areas, use 1 spike every 20-24 inches and at each end. For heavy duty applications, use at least 1 spike every 10 - 12 inches and at each end.

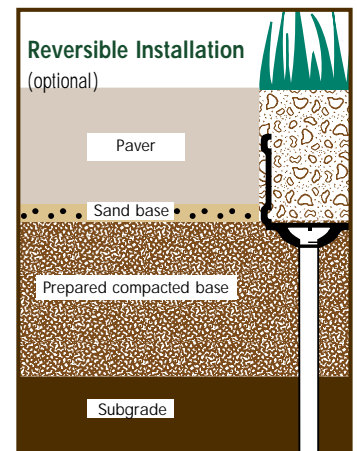
3.06 Back Filling

Once the paver installation is complete, back fill up to grade with mulch, rock, topsoil, or specified cover. Installed edging should remain completely hidden from view.

Standard Installation



Reverse Installation



Architect Specifications:

All aluminum paver restraints shall be _____ thick X _____ deep X _____ long , having a aluminum mill finish , as distributed by Dreamscape Outdoor Living & Garden, Inc.

Distributed By:
Dreamscape Outdoor Living & Garden, Inc.

Customer Service: customerservice@dreamscapeproduct.com
Information: info@dreamscapeproduct.com
Sales: sales@dreamscapeproduct.com
Toll Free: 1-866-939-4300
Website: www.dreamscapeproduct.com